



Highland Roar

Volume 1, Issue 1

February 2017

As always, it's been a busy year! Read about some of the things that have already happened ...

More great things are still coming in the months ahead!



Welcome Back!

Welcome back! Summer is over and I hope we are all excited about getting back in school! Over the summer Mr. Galasso took time to make the school new and has added many excellent changes that make the school better. Now, the school is looking better, and there are lots of helpful things for students and teachers. I know that we are all excited about the new upgrades on the school, and we thank Mr. Galasso for getting all of it done for us.

One of many changes he made is new bathrooms! He put automatic flushing and automatic sinks to reduce germs. Mr. Galasso is still working out a few tweeks with the bathrooms but they look brand new and they are a big difference from the last bathrooms. He changed the paint colors to purple and gray. Another good thing about it is that there is no more writing on the walls. If students write on walls this year, it will be disrespectful to all of the hard work

Mr. Galasso did to get us the new bathrooms. The bathrooms are a great addition but just one of many to the school.

Another great upgrade on the school besides the bathrooms is the playground. Before this year, they had a small rock climbing wall, tilting monkey bars, a green mini jungle gym, and a step ladder. Now they have a big platform with fun ways such as ladders. They have a pole coming down from the platform and three slides. They also have wiggly stepping stones with chains to hold onto, there are two types of monkey bars, spinning ones and normal ones, and finally, there are plenty of new benches, and new mulch. I know that many students are enjoying the new playground, and we are very grateful for it.

Another helpful addition to the school is Chromebooks. The students can use their Chromebooks to do class work in Google classroom like assignments, online quizzes, and study mate-

rial. The Chromebooks are also very fast. You can log on to your Chromebook with your Google account password so no one else can go into the Chromebooks. The Chromebooks are connected to your grade WiFi. The school can also monitor your activity on your Chromebooks. They can also monitor what you search. So if you are abusing Chromebook privileges you will get caught. Chromebooks are an awesome addition to the school. And we are very thankful that Mr. Galasso has got them for us.

We are so thrilled the school has gotten so many new additions. Mr. Galasso has worked very hard on all these projects to make the school even better for the school year. We should be thankful for all these new additions and respect them. So whenever you see Mr. Galasso in the hallway be sure to thank him for making our school even better.

By, Tori G. and Samantha C.

5th Grade Trip to Liberty Science Center

In the month of December the fifth grade went on a field trip to Liberty Science Center. The bus ride there was about 45 minutes away from Highland school. Once they got there, the four classes split up into two groups; one of Ms. Thiemann's class with Mrs. Kilgallen's class (Miss Modzelewski's Class) and the other of Mrs. Stalb's class and part of Mrs. Kilgallen's (Miss Modzelewski's) class. First they did a hands on lab experiment. The first part of the experiment was mixing two things and trying to identify what they were. The second part was that you had a

kind of matter that you didn't know what it was. To find out you had a group and you had to go to different stations so you could determine what the matter was. After the lab they had a lunch break. The teachers had stored their students' lunches earlier.

After the lunch break students had a choice to go on the infinity climber, or go into the animal exhibit. The infinity climber was up in air with a bunch of stepping stones that you climb all the way to the top. In the animal exhibit there was a bunch of animals that you could look at. Next the students went into the Touch

Tunnel. The touch tunnel is a pitch black tunnel that you can go through and try to find your way out. If you get scared there are little glowing red dots that are cameras that you can wave at, and they will let you out. Then the students went to their last exhibit which was a bunch of cool things you can play with. On the bus ride home all the talk was about how fun the field trip was, and how they wish they could do it again.

By Samantha C.

A Sweet Surprise Written By Matthew O.



Last week Mrs. Lelinho and Mrs. Mullady's class came to the local retirement home, Mill Gardens. They left the school around 10:00 and went there. The young students had a lot of fun with the elderly residents. They

made door ornaments and many gave away their's to others. It was very generous. Afterward, the children gave the residents dolls as a sort of souvenir of their visit. The kids brought tears to their eyes. After they left, some resi-

dents asked when they were coming back. They said next month. The residents started to cheer as they left. The children were very happy and wish they could come back sooner.

Thanks to Mrs. Mullady and the 4th grade teachers for sharing some of their students writing.

Mill Gardens By Anthony C. and Tommy J.

Mill Gardens is a wonderful Senior Center. We sit at a table and we ask questions of the seniors. We make crafts for the seniors, and trust me, they love it.

The director gives us snacks and water. Kelsey's grandma was nice enough to make dolls for the seniors. If you squeeze one arm you can record something and in the other arm it says what you said.

The seniors were very happy when they saw the dolls were for them. Each month we got to Mill Gardens and each person looks for one of the seniors that they saw last month.

Mill Gardens by Julia H Ford D Sara S



Mrs. Lelinho's class goes to Mill Gardens every month except for February and May to meet and talk with the seniors. When they go to Mill Gardens they make crafts with the residents. One of the crafts the students made was with colored leaves and they tied string on them. When they went in November one of the students in Mrs. Lelinho's class gave the residents dolls that could record the students voices saying messages. When the seniors received their dolls

they were more than happy. A lot of the residents that came in October came again in November to talk and do crafts with the class again. The residents were surprised when they arrived in November because they didn't know the kids were coming. Some of the residents didn't even remember who they were. When the class went back in November the people who ran Mill Gardens offered them snacks. Most of the students in their class said yes to the snacks. They offered them

oreos, peanut butter crackers, and vanilla cookies.

The residents love when the students from Mrs. Lelinho's come. Some of the seniors and students made good friends with each other. Some of the students even call it a real privilege to be given an opportunity to go to Mill Gardens.

Julia H. Ford D. Sara S.

Student Council By Gianna T., Josephine M. and Sara K.

Student Council is an AMAZING experience! Student Council is when all the kids (that want to try out) give speeches to their whole class. The kids in their class vote for the representatives of their choice. Mr. Galasso announces the winners over the loud-speaker. The student council gets to do really fun things such as Treats

for Troops, Novembeard, the pizza sale, and the Thanksgiving Food Drive. Treats for Troops is when all the home-rooms gather candy for our Troops. Novembeard is when male teachers grow a beard (and don't shave) to raise cancer awareness. Student council goes downstairs to their grade level to sell pictures of our teachers so

they can color beards on them! The Thanksgiving food drive is lots of fun! The student council collects food for people who can't afford food for Thanksgiving. The pizza sale is when on half days student council sells pizza from the pizzeria for lunch. Hope you try out for Student Council!



Fourth Grade by Zach O.

This is a story about me going to 4th grade. I thought the teachers were going to be mean, give a lot of homework and make school hard. But then it was the first day. I was SO nervous but after the 5th day I wasn't so worried anymore but I was still a little shy. And

after the 20th day I was actually having fun. The teachers were funny and they were nice. Recess was fun but it went fast. Lunch was good. I liked the snacks. Gym is also fun. I like the activities we can do. We change the skill about every two weeks. We don't have

Spanish anymore. we have French. We also have a new computer lab. We also have a new really cool playground!!!! That's some cool changes that happened.



Winter Concert by Samantha C.

On December 14th, 2016, Mrs. Angulo Pizarro and Mr. Peters held an annual winter concert. Fifth and sixth graders each participate in the winter concert. The fifth grade did three songs: Hanerot Halalu, a Hanukkah song; The Drum Carol, a partner song that combines Pat-a-Pan and the Drum Carol; and Dominick the Donkey, an Italian song about an Italian Christmas donkey. The sixth grade had

three songs as well: The Snow's Gotta Go, Silver Bells, and Ose Shalom. There is also a band performance with the fifth and sixth grade advanced band. The band plays three songs conducted by Mr. Peters. The 5th and sixth grade chorus perform first and then there is an intermission so anyone who wants to go home can leave. All students must wear black on the bottom and white on the top for


their performance. This year's concert was a huge success and Mrs. Angulo Pizarro and Mr. Peters have worked very hard on it.



Hand Art - A Bridge Between Worlds by Benen



The 6th grade art classes used their hands as the basis for a project. They transformed their hands into animals and objects and put them into different backgrounds.



For this project, I decided to form a bridge out of my hands by using both of my middle fingers, as well as my left ring finger to make the walkway, and then using my two pointer and pinky fingers to make the support beams (the ones that are along the side and connect with many strands of wire, not the ones that rise up from the water). Instead of making a simple butterfly or other easily made and common object, I decided to make a bridge in thinking that it would be a fairly challenging object to trace, especially con-

sidering that I had to trace over an air view picture of it because flat against the wall didn't quite capture the entire photo.

As for the title, A Bridge Between Worlds, this came not so much from the hand art itself, but instead the name was drawn to my mind when I was thinking of ideas for my background. I knew that a bridge was something that connects two things that would usually be separated, and sometimes for a good reason, while sometimes for a bad reason. I showed this in

my background when the light world on the left, much like our world today, is connected by a bridge, or even portal somewhat, that leads to the dark world of evil with soulless, faceless creatures that float through the air in a slow, terrifying motion. The bridge is disguised as an ordinary passageway between cities due to its magical qualities wanting to be hidden by both animals and shadowy creatures alike.

Ideas Change by Toby

This past project, the hand pictures have been recently completed. My project has been finished as well. But along the way of creating the project, I have been trying different techniques throughout the project. In the beginning, when the hand pictures were taken, uploaded onto the computer, and printed, I truthfully hadn't a clue what I was going to draw. I at first thought of drawing some type of animal, but as I looked at the shape of the hands, I thought differently. *A pot, with a small sprout in it* I thought. And that's how my project started to roll.

The flower idea got scrapped, and in a matter

of minutes, my mind said *corn*. Corn it was. The shape came naturally, the iconic corn shape. Long, with little corn seeds implemented, giving it a bumpy texture in the figure, the deep grooves etched in the corn, making each seed distinct. Next was the pot, which I fashioned in such a way that it look like an old pot that my grandmother had. The background idea fluctuated between colorful Native American corn fields, to a pilgrim ship with a table. I stuck with the second idea, and the sketching began. Harsh, jagged lines pierced my paper; I must have slightly pressed too hard... There

was no matter, I was going to outline the picture with black marker anyways. I got the idea to draw a pilgrim ship from the corn idea. From corn, to Native Americans, to the year 1492. That gave the whole picture a pilgrim-like vibe. I didn't outline the hands themselves, hoping to elaborate on the gentle and serene thought of a singular baby corn amongst a feast and bustling crowd.

Color Your World by Grace


Color Your World was a computer drawn paint palette and paint brush. The main idea of a paint brush and paint palette was because of my love for drawing and art. I thought, *what wouldn't be better than doing something that I am passionate about, than something that makes me laugh.* When taking my pictures for the project I was deciphering whether the project should be colored with crayons, colored on the computer, or color it on Photo-shop. I wanted to do it

on the computer because I enjoy using the computer and trying something new.

Since I had done my project on the computer I didn't use many materials during the process. I had used the art program *Paint* and instead of drawing with a mouse, which would be unbearable, I used a device called *Wacom*. *Wacom* is a drawing tool where you can draw like you do on paper, but where you would draw on a graphic tablet with the compatible pen that


would end up on your computer screen. As I was drawing I used a lime-green, light-blue, lavender, red, orange, yellow, brown, black, and tan. I painted my hand as the Paint Palette and my friend Olivia's finger as the paint brush. I made sure to add a lot of shading so it would look as if it was 3D. *Color Your World* is a colorful art project which portrays my love for art.

Grace did her Hand project on the computer.



Ella did her Swan Hand on the sprout and added some interesting details.

Wilson worked on the computer to make a background for his original character Oswald. He scanned Oswald into his picture.



Do you like
to write?

Come join
us at the
Highland
Roar!!!

We're on the web!
<http://highland.mpsnj.org/>



Highland School is the BEST!!!!



"All In"

For the week of Respect the sixth grades got the privilege of going to the High School for an assembly. At the assembly there was a motivational speaker by the name of Gian Paul Gonzalez. Gian Paul Gonzalez was a NBA Clippers basketball player, but then he decided to give back to his community.

First, Gian worked with jails tutoring children in juvenile delinquent centers. Then after a couple of years he became a 8th grade history teacher and an ordained minister. On Christmas Eve, Gian ran a chapel service for the New York Giants before their game to help motivate the players. His motto "All In" helped the Giants, player Justin Tuck thought, in the next few games. Then the team start selling T-shirts with his motto. The "All In" message lead the Giants to the Super Bowl where they beat the New England Patriots 21-17. Go Giants!

A year or two later Gian created the Foundation "Hope + Future". This foundation helps children learn extracurricular activities. It also empowers the people in his community through sports. With this foundation, children that are in bad communities have a chance to be successful. Gian Paul Gonzalez has done wonderful things for not only children, but for even the New York Giants football team. He still works with Giants to motivate the players and help them succeed.

Anja L.

Fifth Grade Pueblo Project

In Social Studies class the fifth graders had an assignment to make a native American Pueblo village. Each student had their own group to work on the village. They had 6 periods to do it (two periods per day). The teacher gave everyone a packet with houses, people, corn stalks, and ladders. The first step was to pick a piece of cardboard. The second step was to color all of the houses and cornstalks and people. Then it was to assemble the village. There was a lot

of creative ideas for the villages. Some were 3D, some had canyons, some had sparkly rivers, and one even had a skit to go with it. Fifth grader Elizabeth V. says "It was really fun and it was different from what we did be-

fore." Fifth grader Sabrina C. says "It was really good and it was a different style." The fifth graders had a lot of fun with this project and hope to do something like this again.

Samantha C.

